

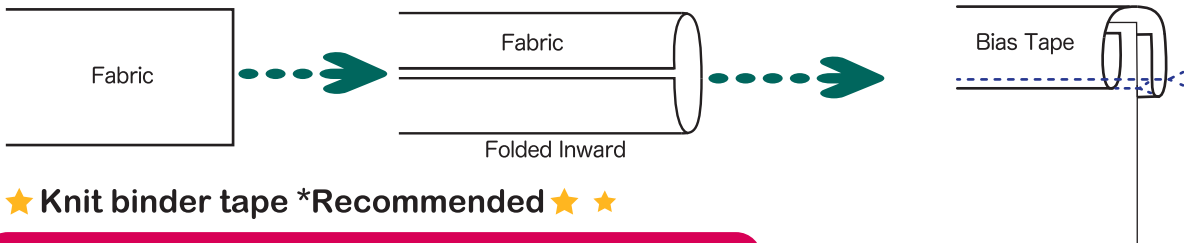
About Knit Tape

Knit tape features a soft stretch and a soft cushion.
It is usually matched with stretchable material, such as knit fabrics, sweat pants, and soft materials such as pile or flannel.

Comparing Bias Tape to Knit Binder Tape

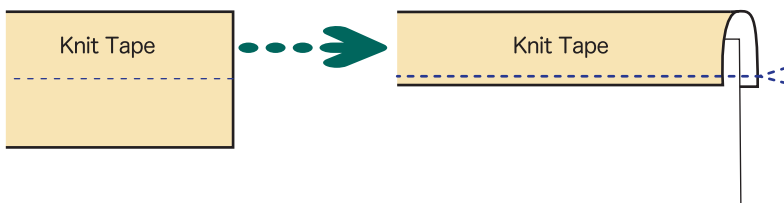
★ **Bias Tape** ★

When using Bias tape, the edges of the tape are folded inward to create a thicker seam. Then the tape is applied to other fabric.



★ ★ **Knit binder tape *Recommended*** ★ ★

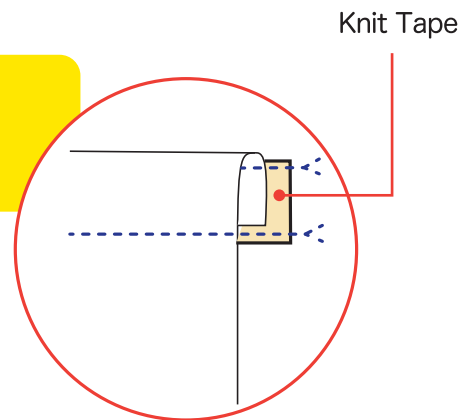
The process of applying Knit tape is simple in that it doesn't require the edges to be folded inward like Bias tape.



Usage

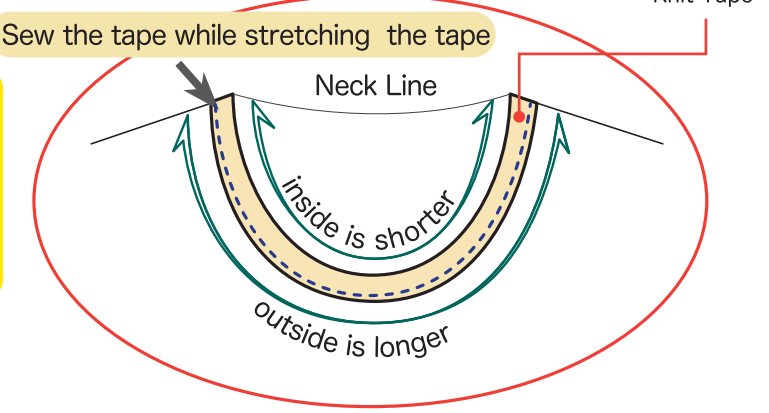
As a Binder tape
-Covering an edge of neck line, sleeve, front line.

As a tape type
-Drawstrings used in pants or hoodies.
-Sewing on seams.



★ **Point of sewing**

Sew while stretching the tape. When you sew following curves, there is a difference in distance between inside and outside of the tape.



Comparing thickness

We have 30 kinds of knit tapes in our S.I.C. brand.
Hopefully this chart will help you to decide on your desired size.

