

TEXTURE  
FUNCTIONAL


FUNCTION



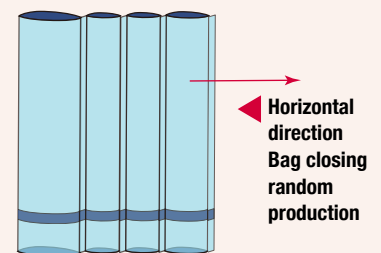
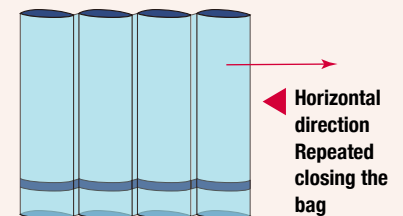
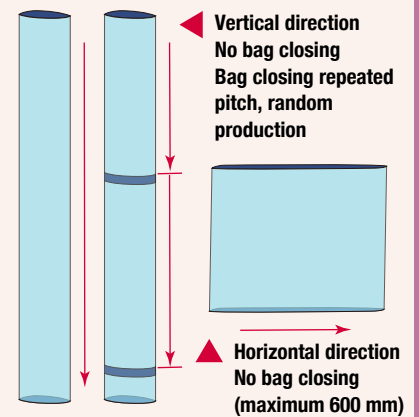
## Double rassel tubeler

GM-KT12

Polyester 100%  
100 x 600mm



- Flat structure at the seam
- Lightweight and quick-drying
- Uniform elongation
- Wide range of sizes is available
- It is possible to set the bag closing part vertically and horizontally



• Since it grows about 3.5 times, the size is flexible



• Flat seams

• How to close can be set according to the application

SHINDO

GM-15E